



# Curiosity takes you further



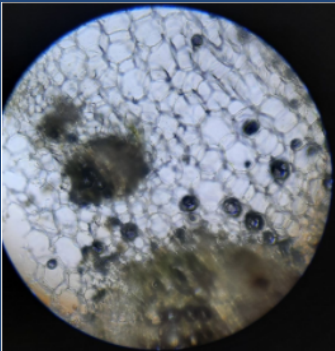
Below are some further interesting specimens you may wish to look at in the classroom. For each, all you need is a light microscope, microscope slide, coverslip and some water to mount.



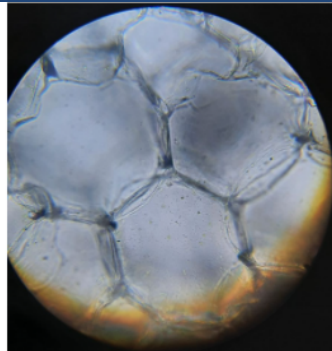
*Moss, x40 magnification*



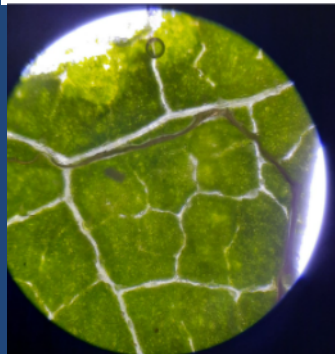
*Moss, x100 magnification*




*Stem of sunflower, x40 magnification*



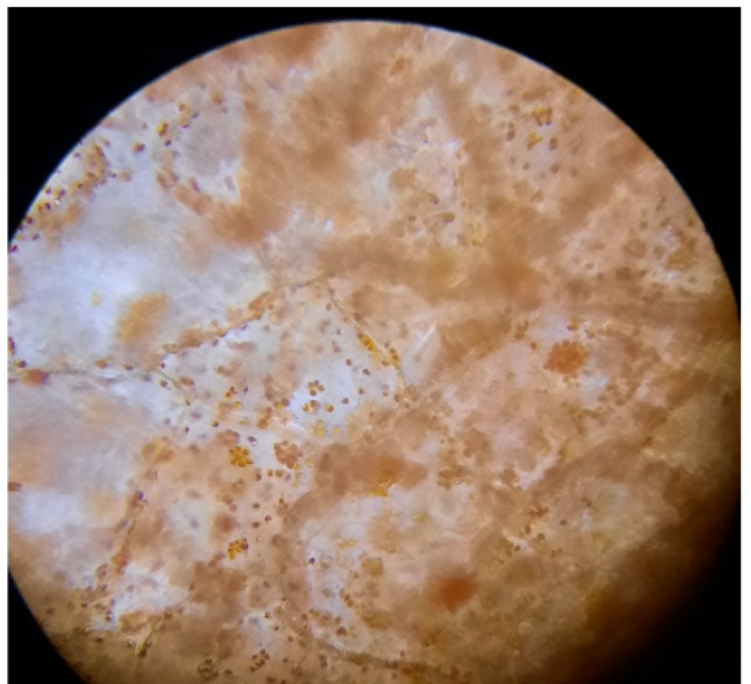


*Stem of sunflower, x100 magnification*



*Leaf of sunflower, x40 magnification*



*Leaf of sunflower, x100 magnification*



*Chromoplasts observed in red pepper, x400 magnification*